

TECHNICAL DATA

SOLAR LIGHT TOWER



MPMT POWERTECH CORP.

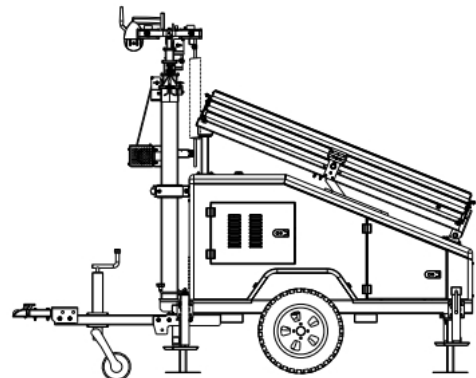
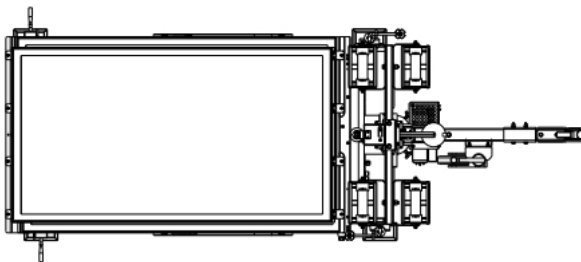
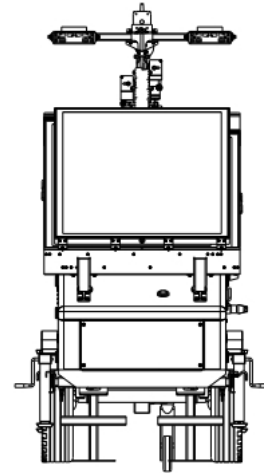
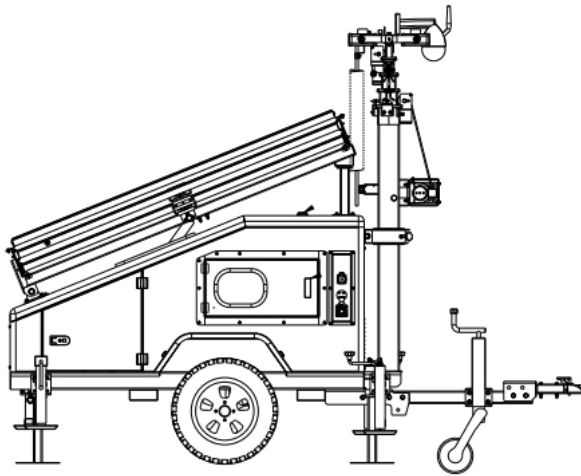
SOLAR

HSL Series

HSL-2200A

Features

The solar light towers take the advantages of solar renewable energy and LED light systems on the road. Ideal for special events, construction sites, security and any other application where on-demand lighting is desired. This system provides cost-effective bright white LED lighting without all of the disadvantages inherent to diesel lighting systems – high operating costs (diesel fuel, maintenance, labor) as well as carbon emissions, noise, fumes and light pollution.



Dimension

Model	HSL-2200A
Expanding Dimensions	3500*5180*7200mm (LxWxH)
Loading Dimensions	2660*1150*2475mm (LxWxH)
Weight	1100kg
Loading Capacity in 40 HQ	8 units

General Specification

Rated voltage	DC24V
Rated Power (LED Lamp)	4 × 150W
Solar System Charge Time*	4 Hours
Lighting Discharge Time	12 Hours
Standby Generator Charge Time	6 Hours

Note: * Direct normal irradiation

Solar Panel	
Maximum Power (Pmax)	440W
Maximum Power Voltage(Vmp)	41.1V
Maximum Power Current (Imp)	10.71A
Power Tolerance	0/+5 W
Dimension	2094*1038*35mm(L*W*H)
Lifting angle	Fixed
Extending type	Sliding
Extending area	10.9m ²
Quantity	5pcs
Battery Bank	
Type	Lead-acid storage battery
Model	150AH 12V
Voltage	12V (One battery)
Maximum Charging Current	37.5A
Quantity	6pcs
LED Lamp	
Input Voltage	DC24V
LED Power	150W
Light Beam Angle	60°
LED Luminous Efficiency	160lm/w
Correlated Color Temperature	5000K
Protection Class	IP67
Quantity	4pcs
Solar Charging Controller	
Model	TD4615TU
Manufacturer	LDSOLAR
Rated Current	40A
Rated Voltage	24V
Tracking efficiency	Max 98.5% (MPPT)
Protection Function	Reverse connection Overcharging Over-discharging Over voltage Over load Short circuit.
Display Function	Battery Charging and discharging condition
Light Load Model	a) Sensor Mode b) Timer and Sensor Mode c) Normal Mode
Quantity	2 pcs
Trailer	
Model	B1200 (Off road)

Loading Capacity	1200kg
Pulling Speed	≤25km/h
Tire and Rim Size	165R13
Drawing Bar	Ball Type
Stablished Supports	4 * Manual
Mast	
Mast Type	Electric
Maximum Lifting Heigh	7.2m
Mast Rotation	355°
Surface spraying	Galvanized
Option	
Backup Genset	Gas or Diesel
Battery Charger	AC220V—DC24V
Inverter	DC24V-AC220Vac
Cameras	WIFI or 4G type

Contact Us

MPMC POWERTECH CORP.

Add: 3rd Floor, Building 1, Powerlong City Plaza Pudong Shanghai China

Tel: +86 21 60970158 Fax: +86 21 60970155

E mail : sales@mpmc-china.com

Web site : www.mpmc-china.com



MPMC reserves the right to make changes in model, technical specification, color, configuration and accessories without prior notice.

Please contact the salesman before ordering.

DISTRIBUTED BY:

© 2022 by MPMC, All right reserved.